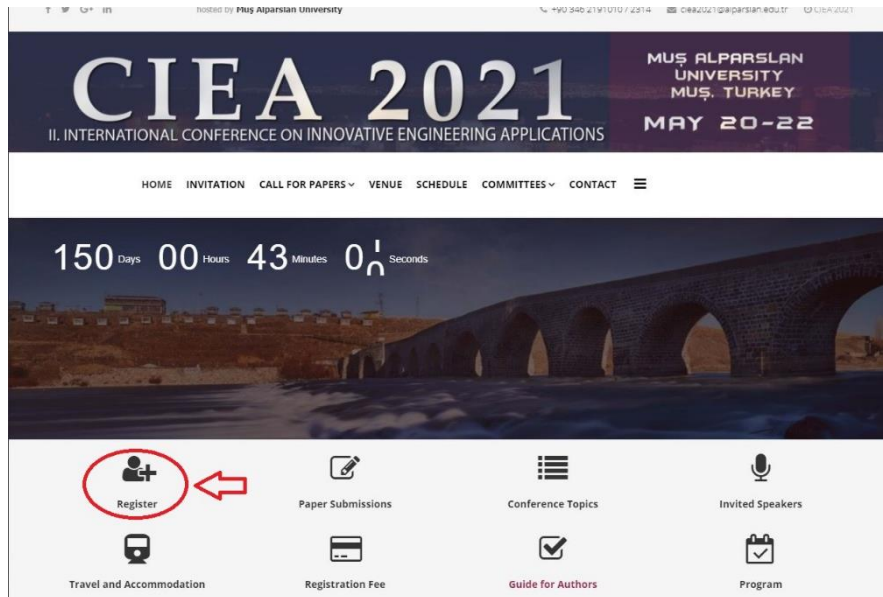
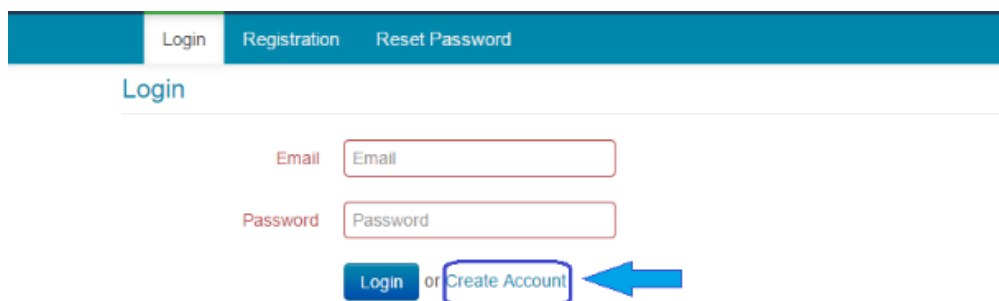


Introduction to CMT

1. Click “Register” button found on the homepage via <http://iciea.alparslan.edu.tr/> to connect CMT system
(direct link: <https://cmt3.research.microsoft.com/CIEA2021>)



2. Click “Create Account” button to create an account after entering the CMT

The image shows the login and registration page of the CMT system. At the top, there is a blue navigation bar with three tabs: "Login" (selected), "Registration", and "Reset Password". Below the navigation bar, the word "Login" is displayed. There are two input fields: "Email" and "Password". Below the input fields, there is a button labeled "Login or Create Account" with a blue arrow pointing to it from the right.

3. Create an account by filling the mandatory sections including * marker

Informations in the region indicated with 1 will be used to enter the CMT

Informations indicated with 2 are personal informations

You have to verify in the region indicated with 3 and to accept usage conditions

Login Registration Reset Password

Create New Account

Login information

* Email This email will be used to login into CMT

* Password

* Confirm Password

Personal Information

* First Name

Middle Initial

* Last Name

Nickname

* Organization Name

* Country/Region

Phone Number

Alternate Email

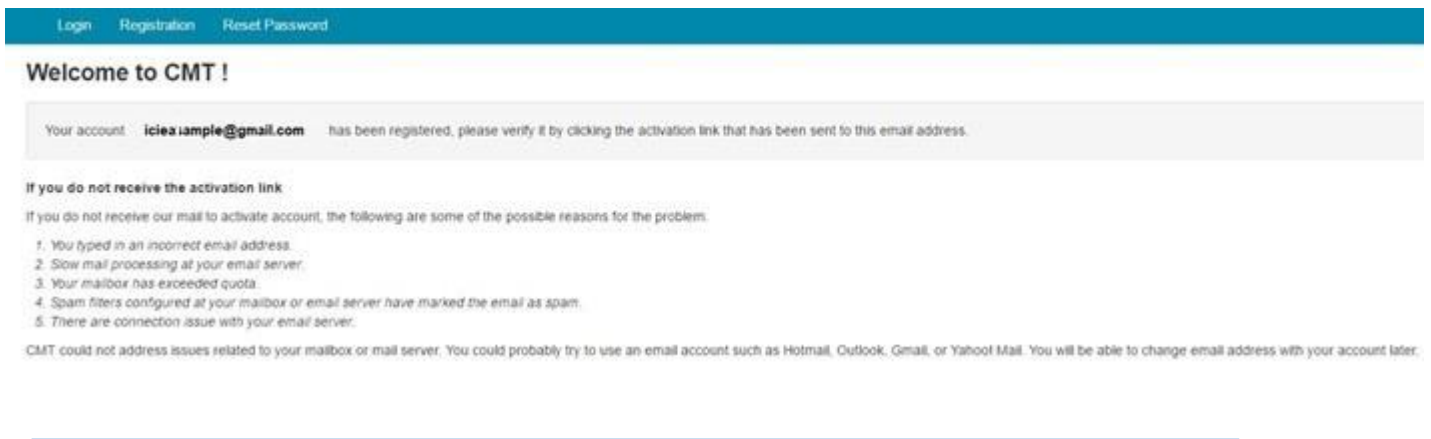
Verification

Enter the characters you see
New | Audio



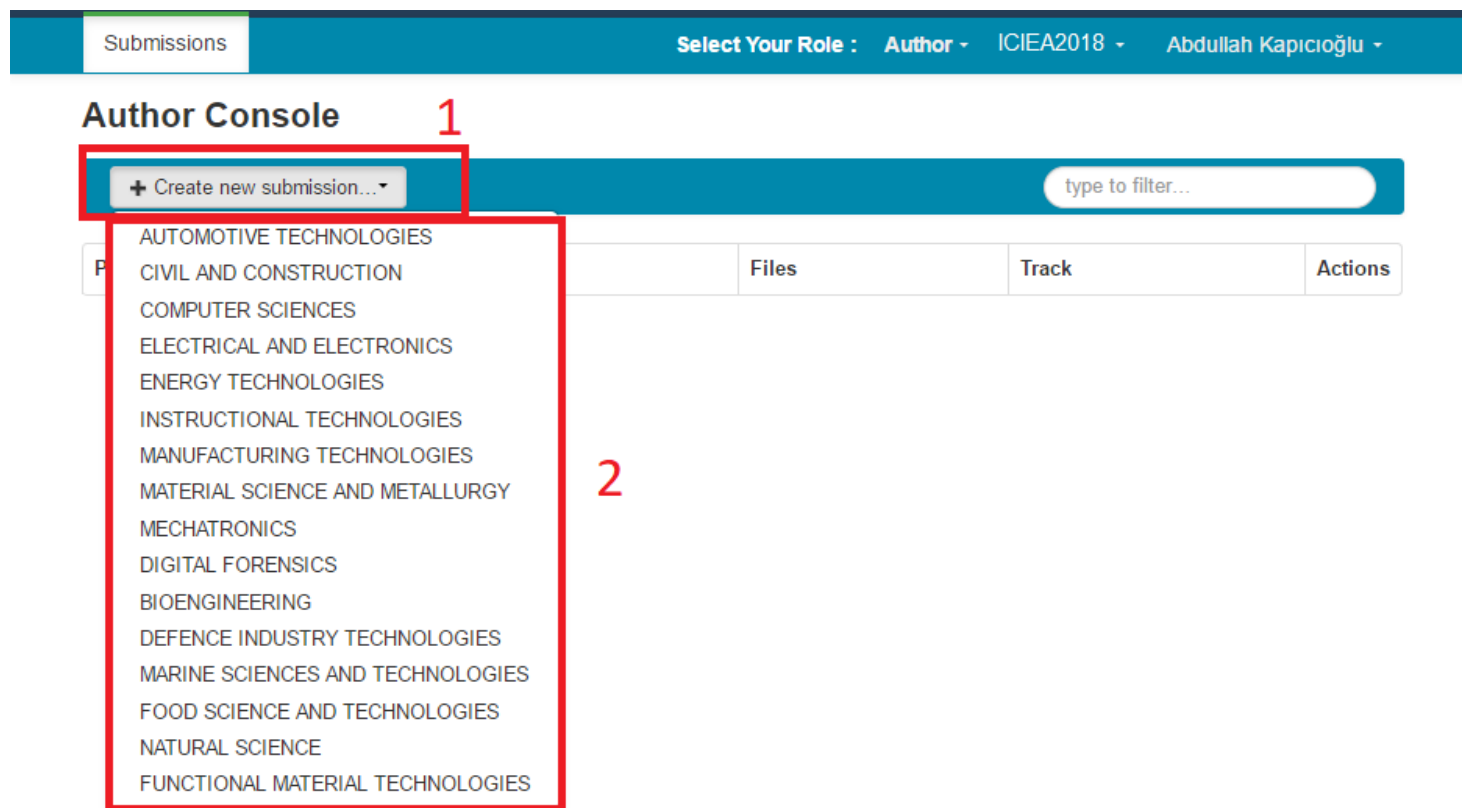
I agree to the Microsoft CMT's Author's Statement, Terms Of Use and Privacy & Cookies

4 You have to verify mail by entering the mail address. After this stage, you are registered to CMT and you can login to CMT with your mail address and password.



Article submission

5 After logging to CMT with your mail address and password, you can begin to send abstract process by clicking “Create new submission” link indicated with 1 and selecting one of the section titles indicated with 2.



6 Article loading process is carried out in this page.

Write your title and abstract to section indicated with 1

Add another authors to section indicated with 2, if they exist

Select topic title from section indicated with 3 (if they exist)

Load your abstract in doc/pdf format to section indicated with 4 (you can carry out loading full text from this section in stage of full text by logging to system)

Complete abstract sending process by clicking "Submit" button and by accepting commitment in the section indicated with 5.

Submissions **Select Your Role :** Author - ICIEA2018 - Abdullah Kapıcıoğlu -

Create New Submission

Track: ENERGY TECHNOLOGIES

TITLE AND ABSTRACT

* Title

* Abstract

5000 characters left

AUTHORS
You may optionally add your collaborators.

Primary Contact	Email	First Name	Last Name	Organization	Country
<input type="radio"/>	abdullah.kapicioglu@gmail.com	Abdullah	Kapıcıoğlu	Cumhuriyet University	<input type="text" value="x"/> <input type="text" value="↑"/> <input type="text" value="↓"/>

2
Enter email to add new author

SUBJECT AREAS

<input type="checkbox"/> Computational Methods in Energy	<input type="checkbox"/> HVAC and automation
<input type="checkbox"/> Environmental pollution and control	<input type="checkbox"/> Hydraulic and pneumatic systems
<input type="checkbox"/> Fluid Power	<input type="checkbox"/> Instrumentation systems at heating technique
<input type="checkbox"/> Heat and Mass Transfer	<input type="checkbox"/> Renewable energy resources

FILES
You can upload from 1 to 3 files. Maximum file size is 3 Mb. We accept doc, pdf formats.

Drop files here
-or-
 4

ADDITIONAL QUESTIONS

1. Undertaking *
With the submission of this manuscript I would like to undertake that the above mentioned manuscript has not been published elsewhere, accepted for publication elsewhere or under editorial review for publication elsewhere.

I agree **5**

6

© 2016 Microsoft Corporation [About CMT](#) | [Terms of Use](#) | [Privacy Statement](#)